


# SELECTIVE CONFORMAL COATING AND DISPENSING SOLUTIONS

## CF440 LC 'FIRST ENTRY LEVEL' BENCHTOP ROBOT

### RELIABLE, ACCURATE AND EASY-MAINTENANCE SOLUTIONS FOR COATING AND DISPENSING




GANTRY PLATFORM

- ACCURATE 4-AXIS (X, Y, Z, TILT) ROBOTS TO PROVIDE THE HIGHEST QUALITY SUPPORT FOR DISPENSING AND COATING PURPOSES.
- REAL ELIMINATION OF MASKING OPERATIONS, SAVING TIME, MONEY AND GETTING HIGH EFFICIENCY AND REPEATABILITY LEVELS ON PCB'S PROTECTION PURPOSES
- HIGH SPEED AND ACCURACY ON CONFORMAL COATING AND DISPENSING PROCESS.
- EASY PROGRAMMING SYSTEM WITH SPECIALIZED SOFTWARE IS DESIGNED FOR PROGRAMMING LINES, DOTS, ARCS, CIRCLES, POLY LINES, AREAS, ETC.
- EASY MULTI-BOARD PROGRAMMING SYSTEM.
- OPTIONAL TEACHING CAMERA FOR PROGRAMMING PURPOSES, **COATvisionTEACH®**
- OPTIONAL **PATHCOAT®** WINDOWS EXCLUSIVE SOFTWARE FOR GETTING THE BEST PRODUCTION RATIOS. AUTOMATIC OPTIMIZATION SYSTEM AND CAD IMPORT PROVIDE A HELPFUL TOOL FOR IMPROVING PATTERNS FROM A PIC.
- ALL PARTS ARE MADE OF STAINLESS STEEL AND ALUMINUM FOR EASY CLEANING AND EFFICIENT PROTECTION AGAINST SOLVENTS AND ANY AGGRESSIVE LIQUID.
- EASY CONTROL OF ALL COATING AND DISPENSING PARAMETERS.
- BLACK LIGHT FOR INSPECTION PURPOSES AND WHITE LED LIGHT FOR PROGRAMMING.
- FLEXIBLE, ROBUST AND ACCURATE GANTRY SYSTEMS INTEGRATED WITH BALL SCREW MOTION SYSTEM AND MICRO STEPPERS MOTORS PROVIDE LONG-TERM RELIABILITY.
- A FULL RANGE OF VALVES IS AVAILABLE TO COVER ALL DISPENSING AND COATING DEMANDS. COATINGS, GASKETS, FILLINGS, AND OTHER KIND OF PROCESSES ARE ALSO POSSIBLE.
- FULL RANGE OF PRESSURE TANKS, CARTRIDGES, SYRINGES TO FEED THE VALVES.

APPS VIDEO CF440 LC <https://youtu.be/n58hL2qzU0c>



MATERIALS: CONFORMAL COATINGS, ACRYLICS, URETHANES, SILICONES, RTV, BI-COMPONENT MATERIALS, ETC.



# CF440 LC ACCESSORIES

FULL VALVES RANGE FOR ALL KIND OF APPLICATIONS

SPRAY  
MICROSPRAY  
COATING  
NEEDLE  
SPOOL  
MICROPOOL  
ROTARY



*SELECTIVE COATING  
MICRO-SPRAY  
'SPRAYING' AND 'FILM'  
DISPENSING  
GASKETING  
UNDERFILLING  
'POTTING'*



*'LEDS' APPS  
MILITARY  
AUTOMOTIVE  
MEDICAL*



**AUTOMATIC LOADING/UNLOADING (OPTIONAL)**

AUTOMATIC LOADING/UNLOADING ALLOWS TO PLACE BOARDS DIRECTLY ON THE FIXTURE THUS AVOIDING OPENING AND CLOSING THE DOOR. THIS OPTION MAKES THE LOADING/UNLOADING PROCESS QUICKER AND MORE REPEATABLE. CYCLE TIME IS REDUCED.

THIS SYSTEM OPENS AUTOMATICALLY, WAITS UNTIL BOARD/S IS/ARE PLACED AND CLOSES AUTOMATICALLY (TIMED) OR BY BUTTON-PRESSING. WHEN THE MACHINE FINISHES THE COATING/DISPENSING PROCESS, THE SYSTEM OPENS TO LET THE OPERATOR PICK UP AND PLACE A NEW BOARD.



AUTOMATIC LOADING SYSTEM OPENING



AUTOMATIC  
MULTIPANEL  
LOADING SYSTEM

MATERIALS: CONFORMAL COATINGS, ACRYLICS, URETHANES, SILICONES, RTV, BI-COMPONENT MATERIALS, ETC.

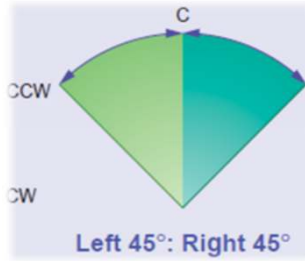


# CF440 LC ACCESORIES

## 4° AXIS TILT (OPTIONAL)

THE ADJUSTABLE ANGLE TILT GIVES YOU THE POSSIBILITY TO GIVE INCLINATION TO THE VALVE FOR DISPENSING THE COATING OR ADHESIVE IN 'DARK AREAS' AND COMPLEX ZONES.

2 OR 3 POSITIONS TILT AVAILAIBLE




'TILTED' PRECISION SPRAY VALVE CFS40R

## PATHCOAT® OFF-LINE PROGRAMMING SOFTWARE (OPTIONAL)

EXCLUSIVE PROGRAMMING OFFLINE WINDOWS SOFT. YOU CAN IMPORT A CAD FILE OR YOU CAN MAKE A PICTURE OF YOUR BOARD TO PLACE ALL KIND OF PATHS LINE DOTS, LINES, DOTS, ARCS, POLYLINES, AREAS, ETC.

CONTROL OF ALL DISPENSING AND COATING PARAMETERS.

YOU CREATE AN EXPORTABLE PROGRAM VIA USB TO MACHINE TEACH PENDANT.



PATHCOAT OFF-LINE PROGRAMMING BY PICTURE CAPTURE


MAIN WINDOW OF PATHCOAT® OFFLINE SOFTWARE

## MATERIALS HANDLING

FULL RANGE OF PRESSURE TANKS OF 2, 10 AND 30 LITERS WITH LOW LEVEL SENSOR.


6 AND 12 OZ-CARTRIDGES FOR SOLVENTS IN PURGING , TRIALS OR EVEN FOR SMALL PRODUCTIONS.

FOR 3, 5, 10, AND 30 CC SYRINGES ADAPTOR FOR ADHESIVES AND SOLDER PASTES.



ROTARY VALVE WITH 30 CC SYRINGE ADAPTOR (SMD ADHESIVE )

MATERIALS: CONFORMAL COATINGS, ACRYLICS, URETHANES, SILICONES, RTV, BI-COMPONENT MATERIALS, ETC.



# CF440 LC ESPECIFICACIONES

## GENERAL SPECIFICATIONS INCLUDED



### MOTION:

- BALL SCREW DRIVEN BY SERVO MOTORS
- X, Y SPEED: 0 A 400 MM/SG
- Z SPEED: 0 A 400 MM/SG
- POSITIONAL ACCURACY: 0.005 MM
- POSITIONAL PRECISION: 0.01 MM

### WORKING AREA:

- STANDARD 450X450X100 MM (WITH PURGE AND PARK CUPS 440X400 MM)

### BOARDS SUPPORT

- ADJUSTABLE FIXTURE
- COMPONENT CLEARANCE UP TO 80 MM (BELOW AND ABOVE) IF AUTO DRAWER INSTALLED BELOW CLEARANCE CAN BE REDUCED

### CONTROL

- PROGRAMMING TEACH PENDANT INCLUDED
- LAPTOP PC NOT INCLUDED

### SOFTWARE

- COATVISIONTEACH ® NOT INCLUDED
- PATHCOAT ® OFFLINE NOT INCLUDED

### ACCESORIES INCLUDED

- AUTOMATIC PARK AND PURGE SYSTEM
- AUTOMATIC CONTROL OF VALVE PARAMETERS
- THREE-COLOURS AND BUZZER LIGHT TOWER
- 2 LITRES PRESSURE TANK WITH LOW LEVEL SENSOR
- 6 OZ-CARTRIDGE
- SYRINGES ADAPTOR 30 AND 55 CC

### VALVES CONFIGURATION

- 1 VALVE: PRECISION SPRAY, MICROSPRAY, NEEDLE, ROTARY ETC.

### POWER SUPPLY

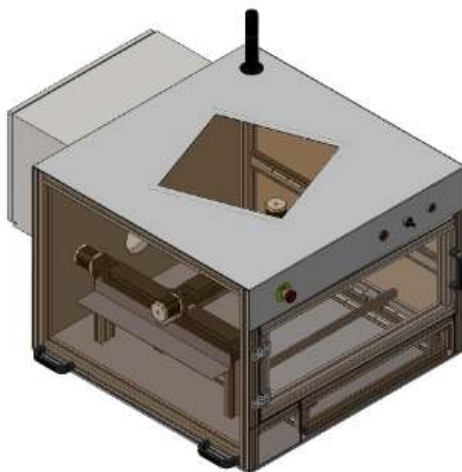
- 110/230V 1 FASE. 10A MAX

### SECURITY

- EMERGENCY BUTTON
- SECURITY INTERLOCKS IN DOOR
- SPRAY SENSOR CONTROL

### CERTIFICATION

- CE AND SMEMA



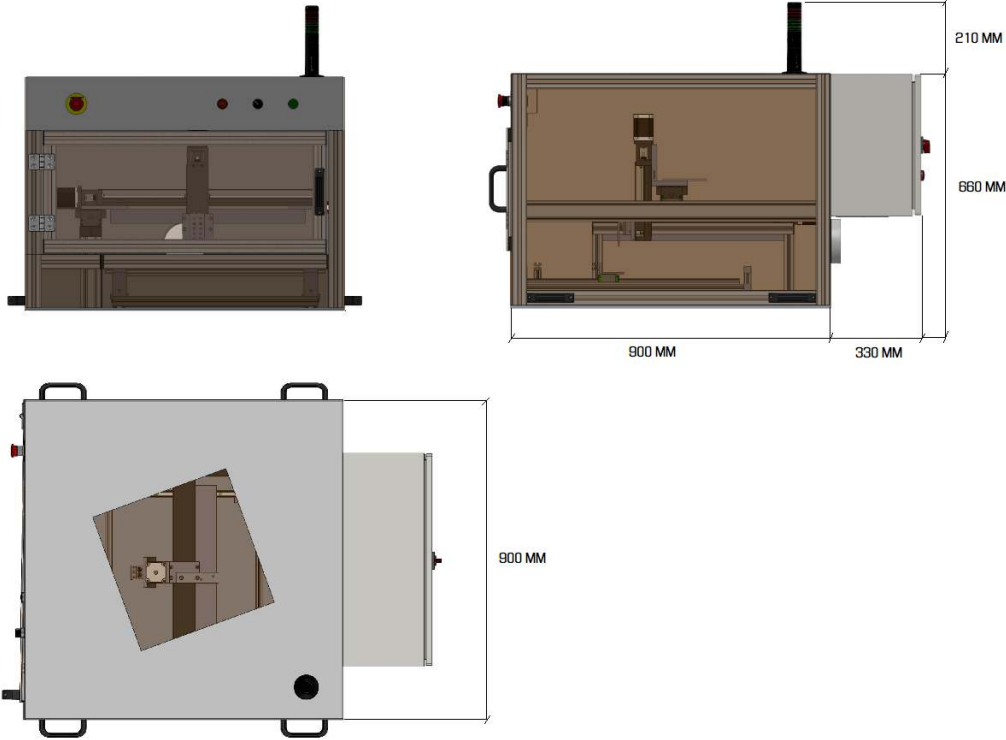
## OPTIONAL EQUIPMENT

- 4-AXIS 'TILT' 2 OR 3 POSITIONS FOR DISPENSING IN ANGLE
- AUTOMATIC LOADING/UNLOADING SYSTEM FOR BOARDS
- OFFLINE SOFTWARE PATHCOAT®
- TEACHING CAMERA FOR PROGRAMMING WITH COATvisionTEACH®
- WIDE RANGE OF VALVES DEPENDING ON YOUR PROCESS
- PRESSURE TANKS (FROM 2 TO 30 LITRES)
- CARTRIDGE RETAINER (2.5, 6, 8, 12 AND 20 OZ)
- LOW LEVEL SENSOR FOR TANKS AND CARTRIDGES
- SYRINGES ADAPTOR (3, 5, 10, 30 AND 55 CC)





# CF440 LC DIMENSIONS



## INSTALLATION REQUIREMENTS

ROBUST TABLE OR FRAME WITH 800X800 MM.  
EQUIPMENT WEIGHT 110 KG.

OPEN DOOR REQUIRES 720 MM FREE CLEARANCE  
IN THE FRONT.  
AUTOMATIC LOADING/UNLOADING SYSTEM  
REQUIRES 500 MM CLEARANCE IN THE FRONT IS  
REQUIRED FOR DOOR OPENING.  
600 MM CLEARANCE IN THE BACK IS REQUIRED  
FOR ELECTRIC CABINET OPENING.

PNEUMATIC AIR SUPPLY NEEDS TO BE DRY AND  
WITH NO DUST, OIL, ETC.  
AIR SUPPLY 5.5 BARS / 80 PSI – 10 BARS /  
145 PSI (MIN AND MAX).  
8 MM-DIAMETER QUICK CONNECTION HOSE.

ELECTRIC POWER 110/23V V 10A MAX. 50-60  
HZ.

MINIMUM EXHAUST REQUIRED (NOT INCLUDED)  
200 M<sup>3</sup>/H. HOSE DIAMETER 120 MM.

PC UNDER WINDOWS 10 FOR PATHCOAT ®  
OFFLINE SOFTWARE AND COATVISIONTEACH ®  
NOT INCLUDED

## INTERNATIONAL SALES DEPARTMENT

TEL. +34 925 258 073  
FAX +34 925 581 457  
coatflow@coatflow.com  
[www.coatflow.com](http://www.coatflow.com)  
[www.innomelt.com](http://www.innomelt.com)

LOCAL DISTRIBUTOR:

## OTHER COATFLOW SOLUTIONS

